

Connect 2026 Exhibitor Registration Guide

This is a step-by-step guide to help you complete your exhibitor booth registration for the Connect 2026 Indigenous Business Tradeshow. Within the Exhibitor form, you can also purchase Knowledge Forum and Gala Awards Dinner tickets.

STEP 1: VISIT CONNECT WEBSITE

View all ticket types, prices and applicable discounts on the Connect website [Tickets page](#).

Navigate to the Purchase tickets section and select 'EXHIBITOR'.

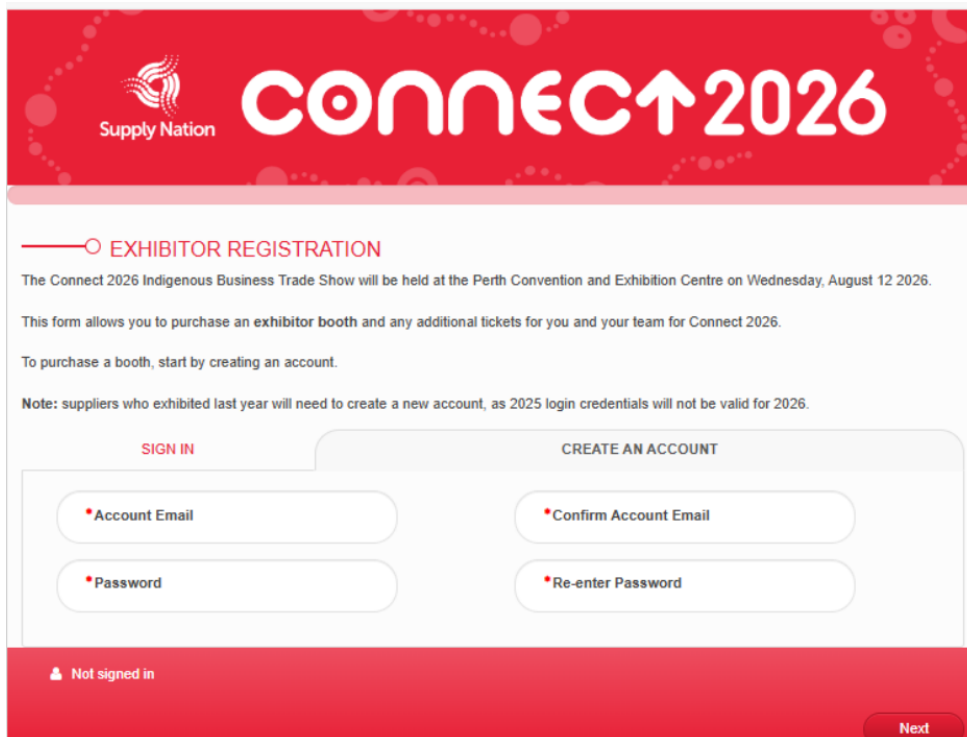
If you just wish to attend Connect, select 'ATTENDEE' and view the Registration Guide [here](#).

Purchase tickets

EXHIBITOR*

ATTENDEE

STEP 2: ACCESS REGISTRATION SITE: SIGN IN OR CREATE ACCOUNT



The screenshot shows the 'EXHIBITOR REGISTRATION' page. At the top, there is a red banner with the 'Supply Nation' logo and 'CONNECT↑2026' text. Below the banner, the page title is 'EXHIBITOR REGISTRATION'. The main content area contains the following text:

The Connect 2026 Indigenous Business Trade Show will be held at the Perth Convention and Exhibition Centre on Wednesday, August 12 2026.

This form allows you to purchase an exhibitor booth and any additional tickets for you and your team for Connect 2026.

To purchase a booth, start by creating an account.

Note: suppliers who exhibited last year will need to create a new account, as 2025 login credentials will not be valid for 2026.

The registration form is divided into two sections: 'SIGN IN' and 'CREATE AN ACCOUNT'. The 'CREATE AN ACCOUNT' section is active and contains four input fields:

- Account Email
- Confirm Account Email
- Password
- Re-enter Password

At the bottom left of the form, there is a 'Not signed in' indicator. At the bottom right, there is a 'Next' button.

New users: select 'Create an account' and enter your details.

Note: your [supplier portal](#) login and the Connect registration site are two separate logins. Note: Always use this option if you have yet to register for Connect 2026. Previous years emails won't be valid for this year.

Returning users: select 'Sign in' with your registered email and password. Here, you can view or modify your booking.

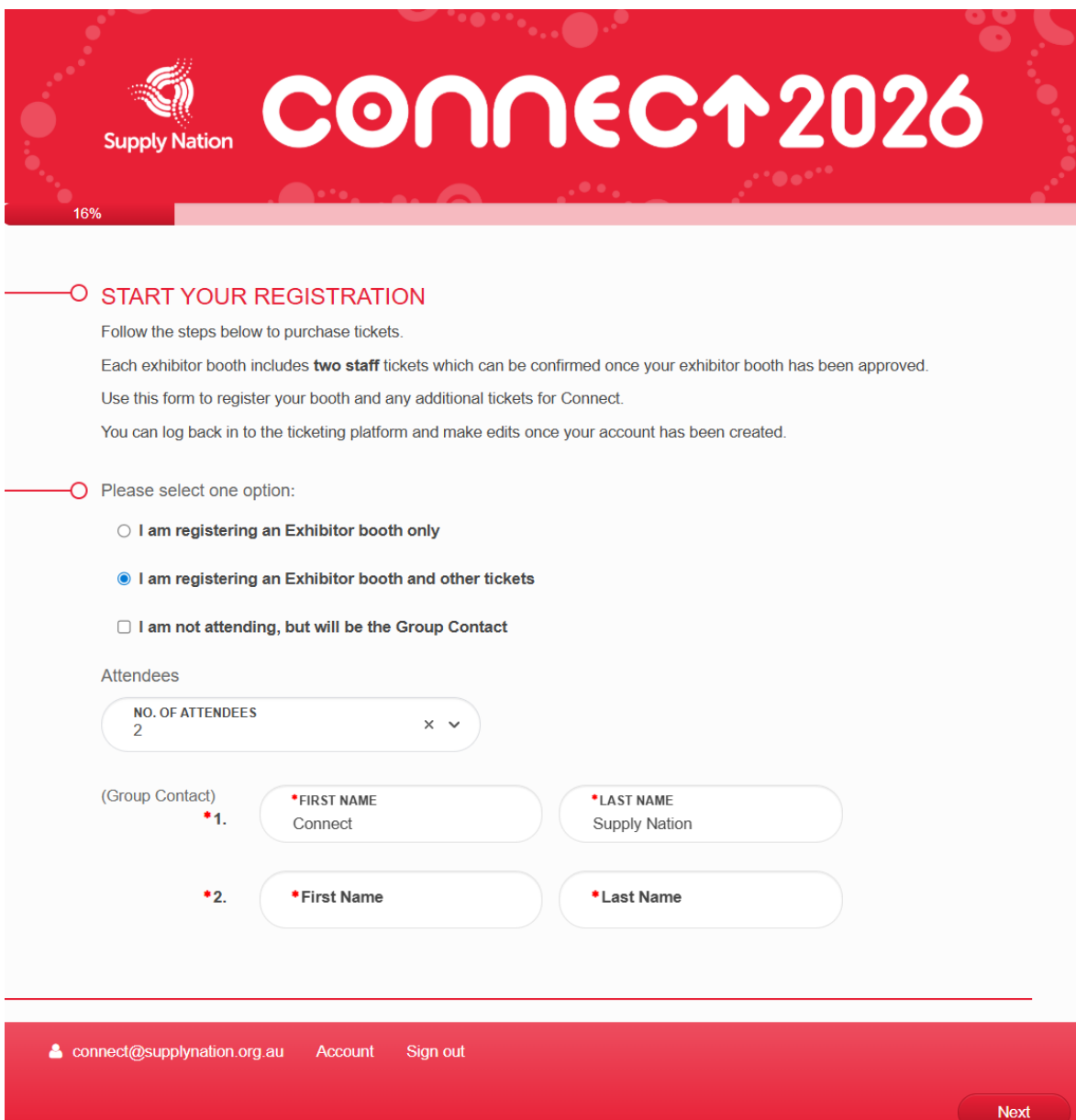
Select 'Next' to proceed.

STEP 3: SELECTING YOUR REGISTRATION

Each registration for an exhibitor booth comes with two staff tickets included in the purchase – these tickets will be registered later on the Exhibitor Platform.

If you wish to bring extra staff to assist with your booth, please select the 'I am registering an Exhibitor booth and other tickets' option. If you are purchasing for the organisation, but won't be attending, please select the 'I am not attending, but will be the Group Contact' option.

Enter the contact details for the group booking and then advance to the next screen.



The screenshot shows the registration form for Connect 2026. At the top, there is a red header with the Supply Nation logo and the text 'CONNECT↑2026'. Below the header, a progress bar indicates 16% completion. The main content area is titled 'START YOUR REGISTRATION' and contains the following text: 'Follow the steps below to purchase tickets. Each exhibitor booth includes **two staff** tickets which can be confirmed once your exhibitor booth has been approved. Use this form to register your booth and any additional tickets for Connect. You can log back in to the ticketing platform and make edits once your account has been created.'

Below this text, there is a section titled 'Please select one option:' with three radio button options:

- I am registering an Exhibitor booth only
- I am registering an Exhibitor booth and other tickets
- I am not attending, but will be the Group Contact

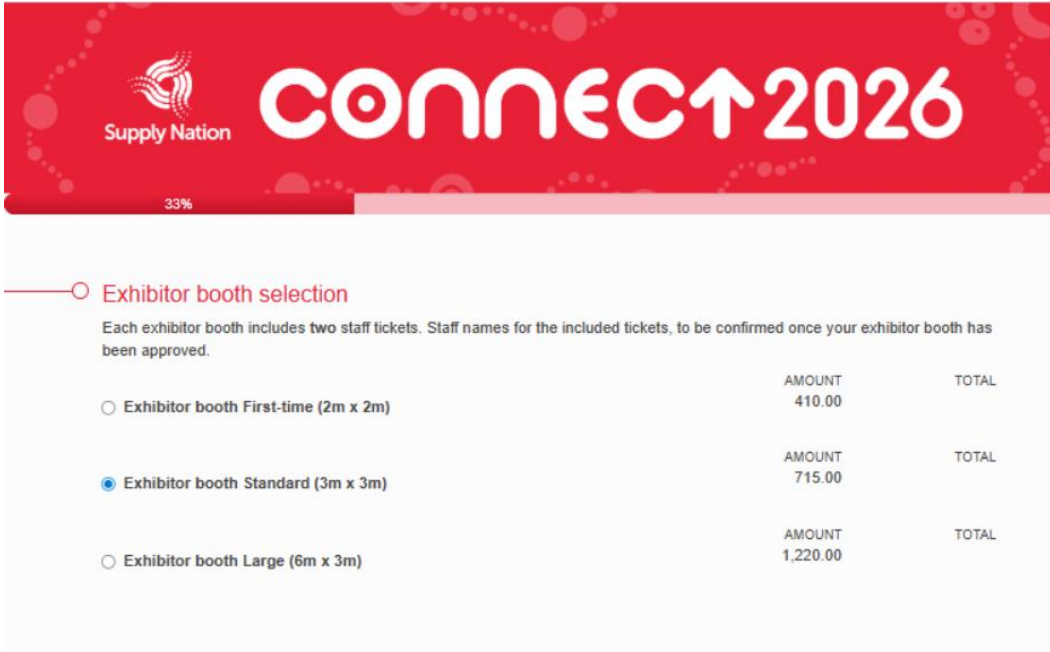
Underneath the options, there is a section for 'Attendees' with a dropdown menu labeled 'NO. OF ATTENDEES' set to '2'. Below this, there are two rows of input fields for contact information:

- Row 1: '(Group Contact) *1.' followed by 'FIRST NAME' (value: Connect) and 'LAST NAME' (value: Supply Nation).
- Row 2: '*2.' followed by 'First Name' and 'Last Name'.

At the bottom of the form, there is a red footer bar containing the email 'connect@supplynation.org.au', 'Account', and 'Sign out' links, and a 'Next' button.

STEP 4: BOOTH SELECTION AND ADDITIONAL TICKETS

View the booth options available and select the button next to your choice.



	AMOUNT	TOTAL
<input type="radio"/> Exhibitor booth First-time (2m x 2m)	410.00	
<input checked="" type="radio"/> Exhibitor booth Standard (3m x 3m)	715.00	
<input type="radio"/> Exhibitor booth Large (6m x 3m)	1,220.00	

Exhibitors will need to provide confirmation on aspects that will require future documentation:

- Food and beverage sampling
- Large item displays
- Loading dock access
- Other venue permits
- Public Liability Insurance Certificates
- Special requests (if any)

Ensure all mandatory fields marked * are complete.

Exhibiting Business Details

*BUSINESS NAME Worlds Best	*INDUSTRY Supply Nation Certified
*INDUSTRY Arts, Events, Entertainment, Food, Ho...	*ABN 0000000000
Website	Instagram URL
LinkedIn URL	*ADDRESS 1/36 Marcel Avenue, Randwick Nsw, Aust
*CITY Randwick	*COUNTRY Australia
*STATE NSW	*POST CODE 2031

Additional information

Please indicate your intentions for your booth. All forms must be submitted by **Wednesday, 1 July 2026**.

Large displays

Exhibitors wishing to display vehicles or heavy equipment over 2.5m and/or 500kg, please complete and submit [this form](#). Please note: if you want to display a vehicle or anything similar in size, you must book a **large booth**.

*LARGE DISPLAYS? No	Upload form Browse
-------------------------------	----------------------------------

Food and beverage

Food and beverage sampling must be approved by the PCEC, please completed and submit [this form](#).

*FOOD AND/OR BEVERAGE SAMPLES AT BOOTH? No	Upload form Browse
--	----------------------------------

Food cooking/preparation

Cooking demonstrations (including cooking/preparation) must be approved by the PCEC, please completed and submit [this form](#).

*FOOD COOKING/PREPARATION? No	Upload form Browse
---	----------------------------------

Requests for booth position

Please let us know if you have any specific requests for your booth position. We will do our best to fulfil all requests but make no guarantees.

REQUESTED BOOTH LOCATION
Middle of the room please

Exhibitor public liability insurance

By ticking the box below, I acknowledge that a valid Certificate of Currency for Public Liability Insurance must be submitted and I will provide this prior to bump in for Connect.

***Public Liability Required**

Business name confirmation

By ticking the box below, I confirm the business name, ABN and industry match my supplier profile on Supply Nation - Indigenous Business Direct.

***My business matches Indigenous Business Direct**

STEP 5: EXHIBITOR INFORMATION

Nominate a main contact who will receive all important exhibitor information and communications. Only one email account per registration is allowed.

Next, provide details for the exhibiting business. Ensure all mandatory fields marked * are complete.

CONNECT 2026

50%

EXHIBITOR REGISTRATION

Discounts have already been applied to this page for Supply Nation Registered or Certified Suppliers.

Please select the tickets for one individual attendee below:

	AMOUNT	TOTAL
<input type="checkbox"/> Additional exhibitor attendee	100.00	

Each exhibitor booth includes **two staff** tickets, select this option if you would like to purchase this additional ticket.

Tuesday - Knowledge Forum and Networking Reception only

MAIN CONTACT DETAILS

***FIRST NAME**
Elliott

***ORGANISATION**
Supply Nation

***EMAIL ADDRESS**
elliotta89@gmail.com

***I REPRESENT**
Supply Nation Certified Supplier

ADDRESS
1/36 Marcel Avenue, Randwick NSW, Aus

***STATE**
NSW

Accessibility

Dietary Requirements

***LAST NAME**
Amour

***POSITION**
Ceo

***VERIFY EMAIL ADDRESS**
elliotta89@gmail.com

***MOBILE NUMBER**
0422701932

***CITY**
Randwick

***COUNTRY**
Australia

STEP 6: REGISTRATION SUMMARY

This page displays the details of your registration, including:

- Booth and / or ticket selection and price
- Main exhibitor contact
- Exhibiting business details
- Additional information submitted

You can edit your information before submitting by selecting the 'Edit' button to the right of each section:



IMPORTANT

To edit your order: select **Edit/View** next to the attendee's name to make changes or remove tickets.

If you are registering a group: two-day passes and one-day passes must be registered for every attendee:

1. Select **Register** next to each attendee name to complete all their details. You may use holding text e.g. "TBC" if you are yet to allocate all tickets.
2. Important: if you have a discount code, you will need to add the code to each individual ticket.

If you are registering Gala Awards Dinner: a separate link will be sent to you to register your guest list closer to the event date.

Contact	Status	Total Amount
Elliott Armour	Completed	715.00 Edit/View
Total Amount (Paid by group contact)		715.00

[Edit Group](#)

Please review:

- [Event Terms and Conditions](#)
- [Supply Nation Privacy Policy](#)

*Please check this box to confirm that you have read and agree to our Events Terms and Conditions and consent to the processing of your personal data in accordance with our Privacy Policy.

elliotta89@gmail.com Account Sign out

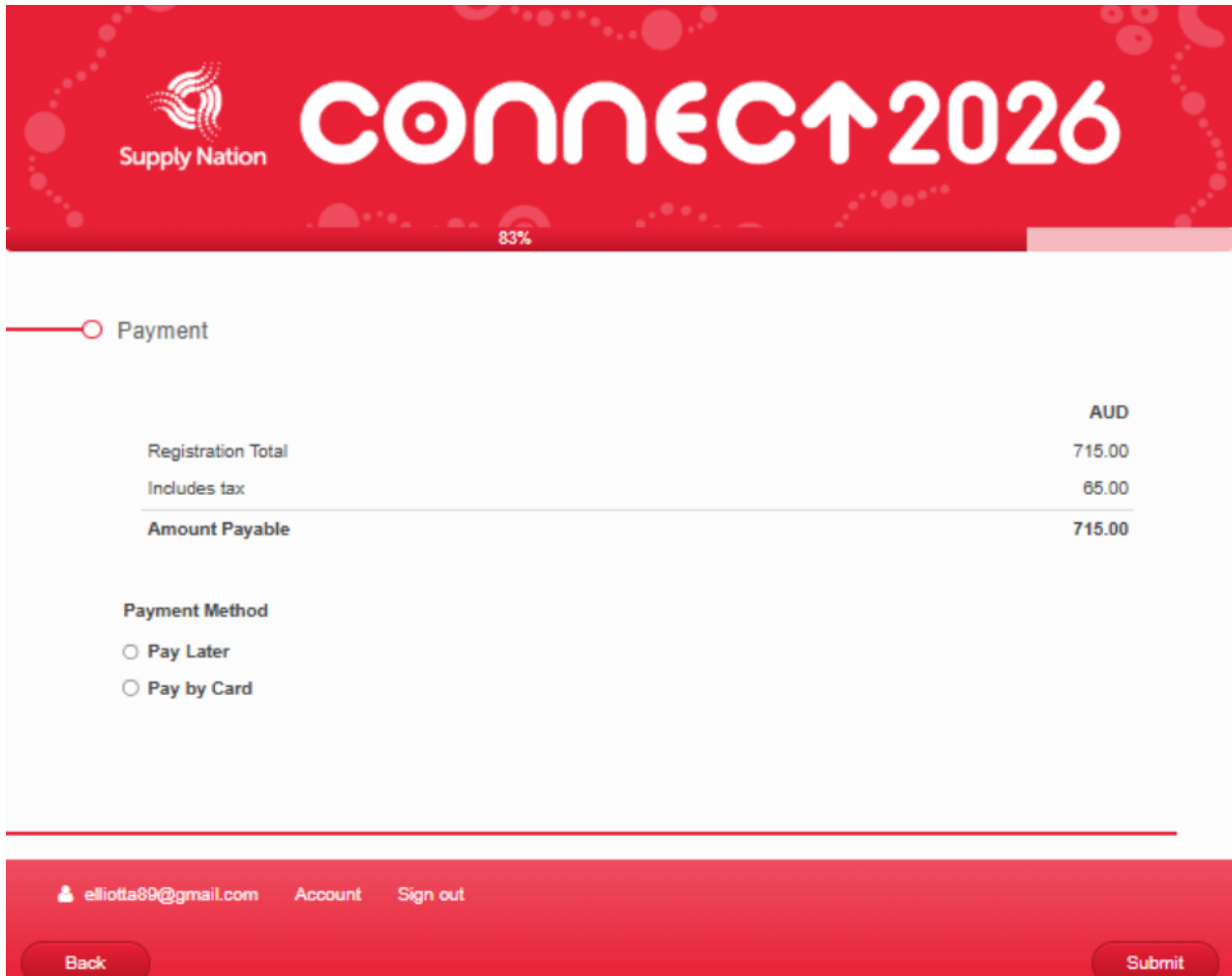
[Back](#) [Next](#)

You can also use the 'Back' and 'Next' buttons to navigate through the entire registration form.

Review the Event Terms and Conditions and confirm acceptance using the check box. Select 'Next' to proceed to payment.

STEP 7: PAYMENT

Review your registration total and select 'Pay by Credit Card'. Select 'Start Checkout' and enter your card details.



83%

Supply Nation **CONNECT↑2026**

Payment

	AUD
Registration Total	715.00
Includes tax	65.00
Amount Payable	715.00

Payment Method

Pay Later

Pay by Card

elliotta89@gmail.com Account Sign out

Back Submit

STEP 8: BOOKING CONFIRMATION

After payment is complete, you will receive a confirmation email with the subject 'Registration Received | Connect 2026 Indigenous Business Tradeshow' from connect@supplynation.org.au.

Important eligibility criteria:

- All exhibitors must be current Supply Nation Registered or Certified Suppliers
- Supplier profiles on Indigenous Business Direct must have been updated within the last 12 months

You will receive an update regarding your registration by early June.

For enquiries or assistance, contact connect@supplynation.org.au.

Thank you again for your interest in exhibiting at Connect 2026!